BRING YOUR BIOMARKERS TO LIFE.

MERCK



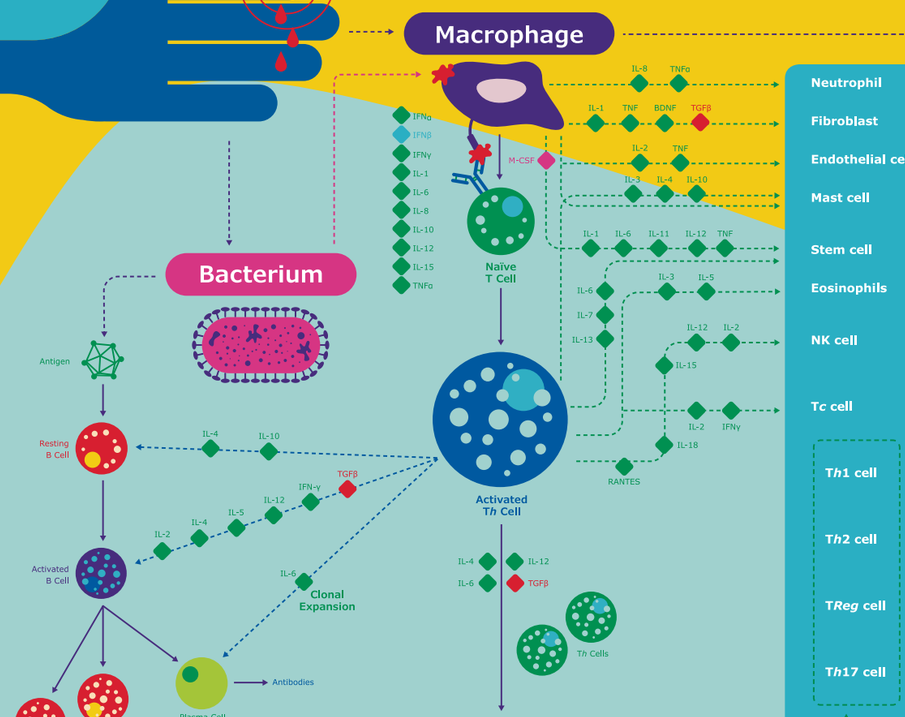

Neutrophil	Bacterial phagocytosis
Fibroblast	Inflammatory response
Endothelial cells	Inflammatory response
Mast cell	Histamine/Prostaglandins/ Leukotrienes
Stem cell	Hematopoiesis
Eosinophils	Attack parasitic worms; mitigate allergy and inflammatory effects
NK cell	Perforin/granzymes/ α-defensins; cell membrane destruction; apoptosis
Tc cell	Perforin/granzymes/granulysin release; cell membrane destruction; apoptosis
***Th*1 cell**	Defense against intracellular bacteria and protozoa; activate macrophages
***Th*2 cell**	Defense against multicellular helminths; activate eosinophils, basophils, mast cells
***TReg* cell**	Suppress activation of the immune system and prevent pathological self-reactivity
***Th*17 cell**	Defense against extracellular bacteria and fungi; activate neutrophils

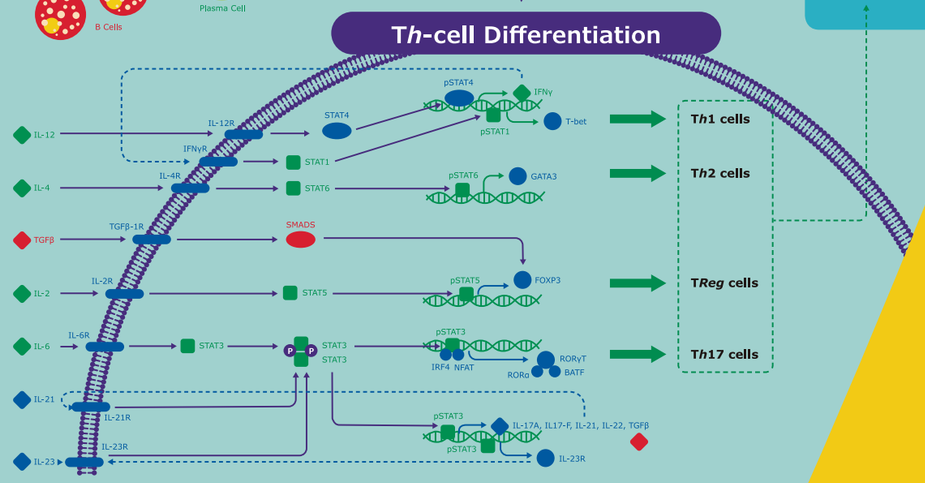

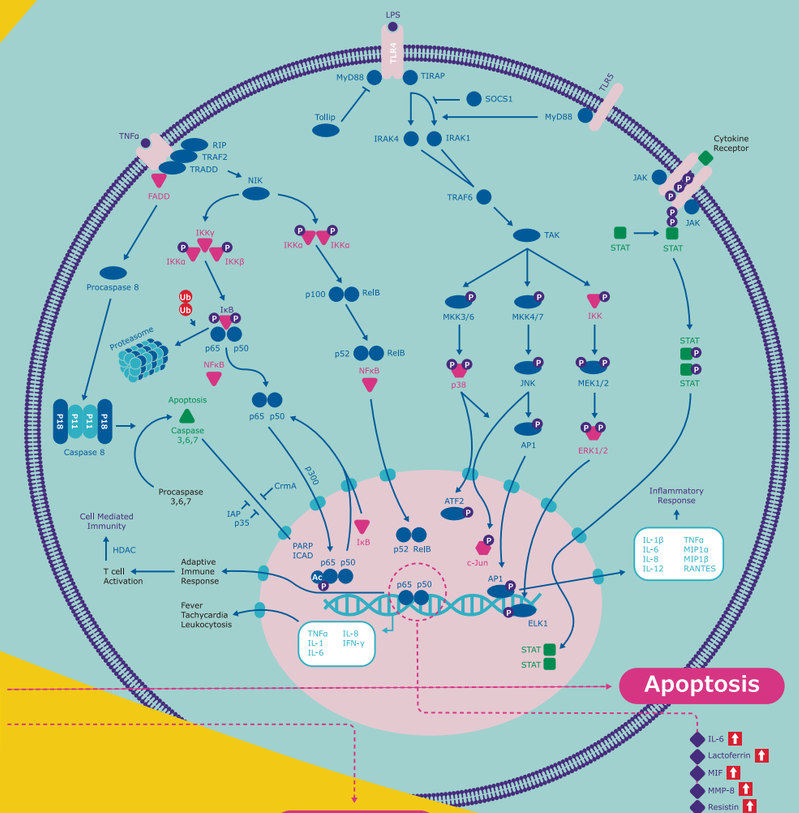

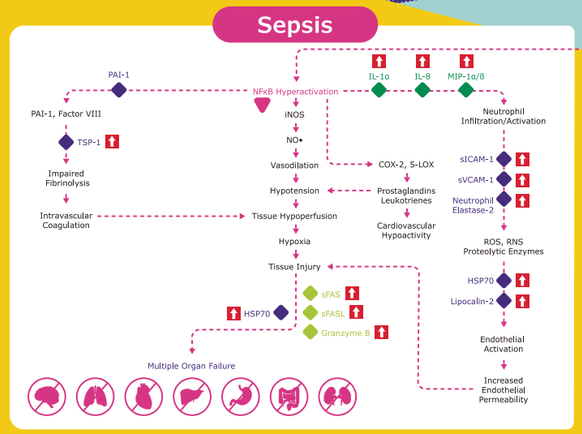

- Cytokine: HCYTA-60K, HCYTOMAG-60K, MCYTOMAG-70K, PRCYTOMAG-40K, RECYTMAG-65K, CCYTOMAG-90K, FCYTOMAG-20K, PCYTMAG-23K, EQCYTMG-93K, BCYT1-33K, SCYT-91K, GCYT1-16K
- Cytokine: HCYP3MAG-63K
- Cytokine: HCYP4MAG-64K
- *Th*17 cells: HTH17MAG-14K, MTH17MAG-47K
- CD8+ cells: HCD8MAG-15K, MCD8MAG-48K
- Sepsis Panels: HSP1MAG-63K, HSP2MAG-63K, HSP3MAG-63K
- TGFβ: TGFBMAG-64K-01, TGFBMAG-64K-03
- STAT Phosphoprotein: 48-610MAG
- TGFβ Pathway: 48-614MAG
- NFκB Pathway: 48-630MAG
- Multi-Pathways: 48-680MAG
  MAPK/SAPK: 48-660MAG
- Early Apoptosis: 48-669MAG



The life science business of Merck operates as MilliporeSigma in the U.S.and Canada.

Merck and the vibrant M are trademarks of Merck KGaA, Darmstadt, Germany or its affiliates. All other trademarks are the property of their respective owners. Detailed information on trademarks is available via publicly accessible resources. © 2021 Merck KGaA, Darmstadt, Germany. All rights reserved.

メルク株式会社
ライフサイエンス リサーチ事業部
製品の最新情報はこちら www.merckmillipore.com/bio
E-mail:jpts@merckgroup.com Tel:03-4531-1140

RBM264-2106-0.3K-E